

## OTi DALI 75/220...240/550 D NFC IND L

OPTOTRONIC Intelligent Industry – DALI (non-isolated) | Linear constant current LED driver – Dimmable



### Product family features

- Line frequency: 0 Hz | 50 Hz | 60 Hz
- Versatile scope of application thanks to an output power range of up to 300 W
- Supply voltage: 220...240 V
- Available with output current range: up to 1,000 mA
- Constant Lumen Output (CLO)
- Integrated customizable thermal management (Driver Guard)
- Non-isolated drivers
- DALI-2 certified (Part -101,-102 and -207)

## Product datasheet

---

### Product family benefits

- Fully programmable via T4T software (NFC, DALI Interface)
- Lifetime: up to 100,000 h (temperature at  $T_c = 75\text{ °C}$ , max. 10 % failure rate)
- High light quality: 1...100% amplitude dimming and <1% output ripple current
- Wide operating temperature range: -40...+65 °C
- High surge protection: up to 4 kV (L-N) / 4 kV (L/N-PE)
- Integrated inrush current limiter
- Very high efficiency (up to 96%)
- Fulfill safety requirement due to overload, overtemperature, Hot Plug protection

---

### Versatile scope of application due to OSRAM DALI Technology:

- Easy to use in corridors and restrooms because of three-level Corridor function
- Touch DIM application: easy to control via pushbutton or sensor
- Energy efficient Touch DIM operation due to automatic switch-off at sufficient residual light
- Suitable for emergency Installations (acc. to EN 60598-2-22 and IEC 61347-2-13, appendix J) thanks to DC detection (0 Hz, pulsating DC), on/off switchable
- Feedback of power consumption and operating hours (Fit for SMART GRID)
- Suitable for buildings according to EPBD/BREEAM/LEED due to automatic Constant Lumen Output setting
- Luminaire information for easy maintenance
- Advanced luminaire/driver data (power, energy, operating hours...) for analytics

---

### Areas of application

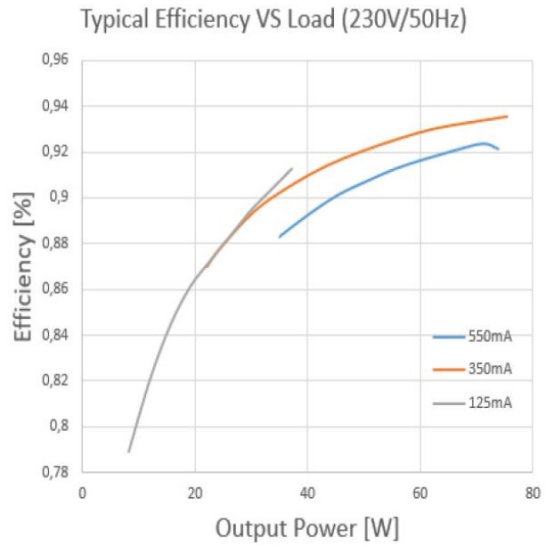
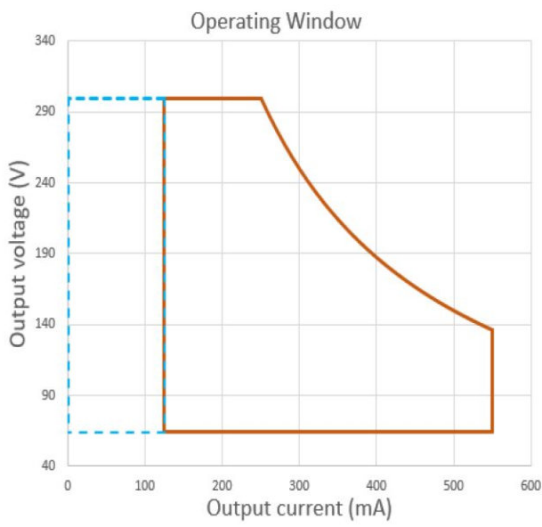
- Linear lighting solutions for industry, storage areas and retail applications
- Installation in emergency lighting systems according to IEC 61347-2-13, appendix J
- Suitable for installation in emergency lighting systems according to EN 60598-2-22
- Suitable for luminaires of protection class I

## Technical data

### Electrical data

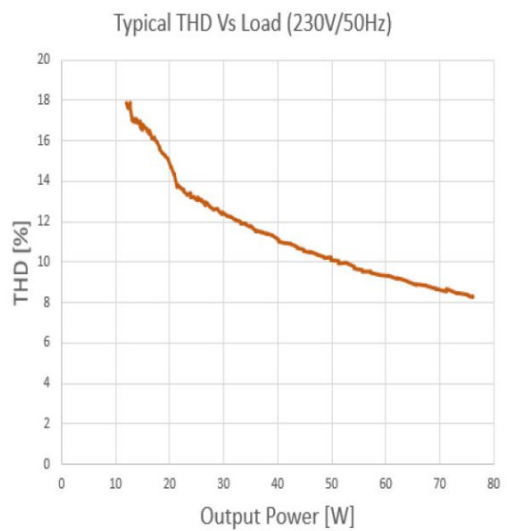
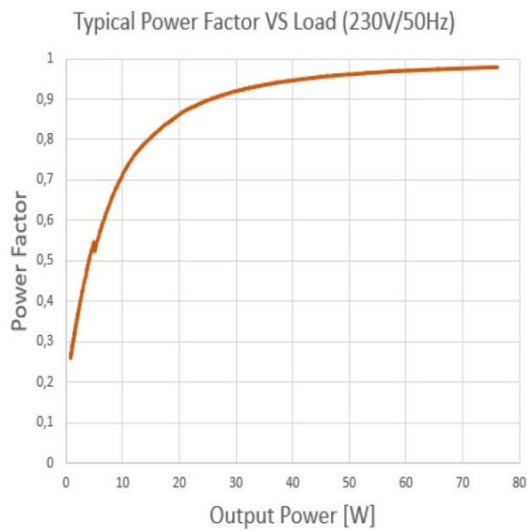
Nominal input voltage	220...240 V
Mains frequency	0/50/60 Hz
Input voltage AC	198...264 V
Input voltage DC	176...276 V
Current set	DALI / NFC / LEDset / Programmable
Total harmonic distortion	< 10 %
Power factor $\lambda$	0.49C...0.98
Efficiency in full-load	94 % <sup>1)</sup>
Device power loss	7.0 W
Inrush current	$\leq 5$ A
Max. ECG no. on circuit breaker 10 A (B)	21
Max. ECG no. on circuit breaker 10 A (C)	-
Max. ECG no. on circuit breaker 16 A (B)	36
Max. ECG no. on circuit breaker 16 A (C)	-
Max. ECG no. on circuit breaker 25 A (B)	-
Surge capability (L/N-Ground)	4 kV
Surge capability (L-N)	4 kV
Nominal output voltage	64...300 V
U-OUT (working voltage)	< 310 V
Nominal output current	125...550 mA
Output current LEDset open	65 mA
Output current LEDset shorted	125 mA
Default output current	125 mA
Output current tolerance	$\pm 3$ %
Output ripple current (100 Hz)	< 1 %
Output PSTLM	$\leq 1$
Output SVM	$\leq 0.4$
Nominal output power	8.0...75 W
Maximum output power	75 W
Galvanic isolation	Non isolated
Power loss in stand-by mode	<0.2 W
Galvanic isolation primary/secondary	-
Networked standby power	$\leq 0.22$ W <sup>1)</sup>

<sup>1)</sup> at 230 V, 50 Hz



OTI DALI 75 D NFC IND L Operating window

OTI DALI 75 D NFC IND L Typical Efficiency vs. Load (230 V 50 Hz)



OTI DALI 75 D NFC IND L Typical Power Factor vs. Load

OTI DALI 75 D NFC IND L Typical THD Vs Load

## Dimensions & weight



Mounting hole spacing, length	350.0 mm
Product weight	270.00 g
Cable cross-section, input side	0.5...1.5 mm <sup>2</sup>
Cable cross-section, output side	0.5...1.5 mm <sup>2</sup>
Wire preparation length, input side	8.0...9.0 mm
Wire preparation length, output side	8.0...9.0 mm
Length	360.0 mm
Width	30.0 mm
Height	21.0 mm

## Colors & materials

Casing material	Metal
-----------------	-------

## Temperatures & operating conditions

Ambient temperature range	-40...+70 °C
Maximum temperature at tc test point	85 °C
Max.housing temperature in case of fault	110 °C
Temperature range at storage	-40...+85 °C
Permitted rel. humidity during operation	5...85 % <sup>1)</sup>

<sup>1)</sup> Maximum 56 days/year at 85 %

## Lifespan

ECG lifetime	50000 / 100000 h <sup>1)</sup>
--------------	--------------------------------

<sup>1)</sup> At maximum  $T_c = 85^\circ\text{C}$  / 10% failure rate / At  $T_{\text{case}} = 75^\circ\text{C}$  at  $T_c$  point / 10% failure rate

## Additional product data

Encapsulated	No
--------------	----

### Capabilities

<b>Programming interface</b>	DALI, NFC, LEDset
<b>Dimmable</b>	Yes
<b>Dimming interface</b>	DALI-2 / Touch DIM / Touch DIM Sensor
<b>Dimming range</b>	1...100 %
<b>Dimming method</b>	Full analogue dimming
<b>Constant lumen function</b>	Programmable
<b>Overheating protection</b>	Automatic reversible
<b>Overload protection</b>	Automatic reversible
<b>Short-circuit protection</b>	Automatic reversible
<b>No-load proof</b>	Yes
<b>Intended for no-load operation</b>	No
<b>Max. cable length to lamp/LED module</b>	5.0 m <sup>1)</sup>
<b>Suitable for fixtures with prot. class</b>	I
<b>Suitable for emergency lighting</b>	Yes
<b>Type of connection, input side</b>	Push terminal
<b>Type of connection, output side</b>	Push terminal
<b>Control interface</b>	DALI
<b>Number of channels</b>	1
<b>DALI-2 Energy Data</b>	Yes
<b>DALI-2 Diagnostic Data</b>	Yes

<sup>1)</sup> Output wires must be routed as close as possible to each other

### Programming

<b>Programming device</b>	DALI magic / NFC Scanner
<b>Tuner4TRONIC</b>	Yes
<b>Tuner4TRONIC Field App</b>	Yes
<b>Box programming</b>	Yes

### Programmable features

<b>Constant Lumen</b>	Yes
<b>Lamp Operating Time</b>	Yes
<b>Thermal Protection</b>	Yes
<b>Driver Guard</b>	Yes
<b>DALI Settings</b>	Yes
<b>Emergency Mode</b>	Yes
<b>DALI-2 Luminaire Data</b>	Yes
<b>Soft Switch Off</b>	Yes

## Product datasheet

Dim to Dark	Yes
TouchDIM + Sensor	Yes
Corridor Functionality	Yes

### Certificates & standards

Approval marks – approval	CE / EL / VDE-ENEC / EAC / CCC / RCM / BIS
Standards	Acc. to IEC 61347-1/Acc. to IEC 61347-2-13/Acc. to IEC 62384/Acc. to IEC 62386/Acc. to IEC 61000-3-2/Acc. to IEC 61000-3-3/Acc. to IEC 61547
Type of protection	IP20








### Logistical data

Commodity code	85044083900
----------------	-------------

### Environmental information

Information according Art. 33 of EU Regulation (EC) 1907/2006 (REACH)	
Date of Declaration	21-04-2023
Primary Article Identifier	4062172139670
Candidate List Substance 1	Lead
CAS No. of substance 1	7439-92-1
Safe Use Instruction	The identification of the Candidate List substance is sufficient to allow safe use of the article.
Declaration No. in SCIP database	64a5d79c-1d05-456e-92bc-11b00d85a826

### Download Data

File
 User instruction OPTOTRONIC LED Power Supply
 Certificates OTI DALI D NFC IND L CB DE1 63739 130720
 Certificates OTI DALI 75 D NFC IND L EATON AM35046 150720
 Certificates OTI DALI 75 D NFC IND L INOTEC AM35046 150720
 Certificates OT ENEC 40038085 010322
 Certificates OT EMC 40044675 031022
 Declarations of conformity OTI DALI D NFC IND L CE 3633294 161023

## Product datasheet

---

### Ecodesign regulation information:

Intended for use with LED modules.

The forward voltage of the LED light source shall be within the defined operating window of the control gear in all operating conditions including dimming if applicable.

Separate control gear and light sources must be disposed of at certified disposal companies in accordance with Directive 2012/19/EU (WEEE) in the EU and with Waste Electrical and Electronic Equipment (WEEE) Regulations 2013 in the UK. For this purpose, collection points for recycling centres and take-back systems (CRSO) are available from retailers or private disposal companies, which accept separate control gear and light sources free of charge. In this way, raw materials are conserved and materials are recycled.

---

### Logistical Data

Product code	Product description	Packaging unit (Pieces/Unit)	Dimensions (length x width x height)	Volume	Gross weight
4062172139670	OTi DALI 75/220...240/550 D NFC IND L	Shipping carton box 20	385 mm x 160 mm x 100 mm	6.16 dm <sup>3</sup>	5574.00 g

---

The mentioned product code describes the smallest quantity unit which can be ordered. One shipping unit can contain one or more single products. When placing an order, for the quantity please enter single or multiples of a shipping unit.

---

### Data privacy

This OSRAM driver can be configured using the Tuner4TRONIC software. This requires registering on [www.myosram.com](http://www.myosram.com) and downloading the Tuner4TRONIC software from the Internet. The Tuner4TRONIC software enables users to access and view the operational data of a luminaire or driver via the corresponding programming interfaces. A password key (Config Lock) must be set up in the driver via the Tuner4TRONIC software in order to control which users can access and view operational data. Follow the instructions for password setup. To grant an external person or company rights to access or view operational data, you can assign password keys. In this case, however, you are responsible for ensuring that the third party concerned takes notice of the information described here. However, OSRAM can read out operating data from devices for maintenance and service purposes even when a password key has been assigned. In individual cases, OSRAM will also use its access rights in order to optimize or improve driver hardware and driver functions. In accordance with data privacy principles, any user of operating data (luminaire manufacturers, third parties with access rights) must ensure that personal data (e.g. name, address, location IDs) are only merged with the prior written consent of the person (end user) concerned. The respective user of the operating data is responsible for providing evidence of consent.

---

### Disclaimer

Subject to change without notice. Errors and omission excepted. Always make sure to use the most recent release.

---